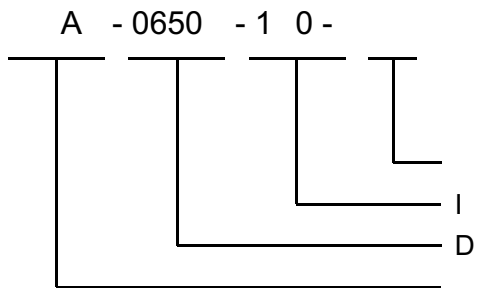


	A0	I A -0650-100- A -0650-470-	2018/05/15	H	
	A1	A A -0650-150- A -0650-180- A -0650-220- A -0650-330-	2018/09/20	H	
	A2	A A -0650-5 5- A -0650-6 8-	2019/03/29	H	

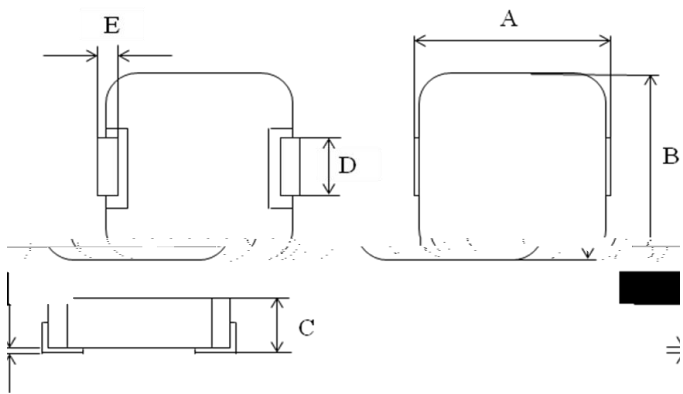
TMAX-0650-XXX-M Molded Power Inductor

- L
- L DC
- H
- H (I)
- H H F
- L E I

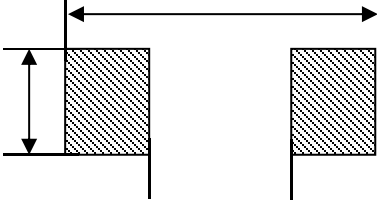
-
- DC/DC
- -
- G
- L C
- D



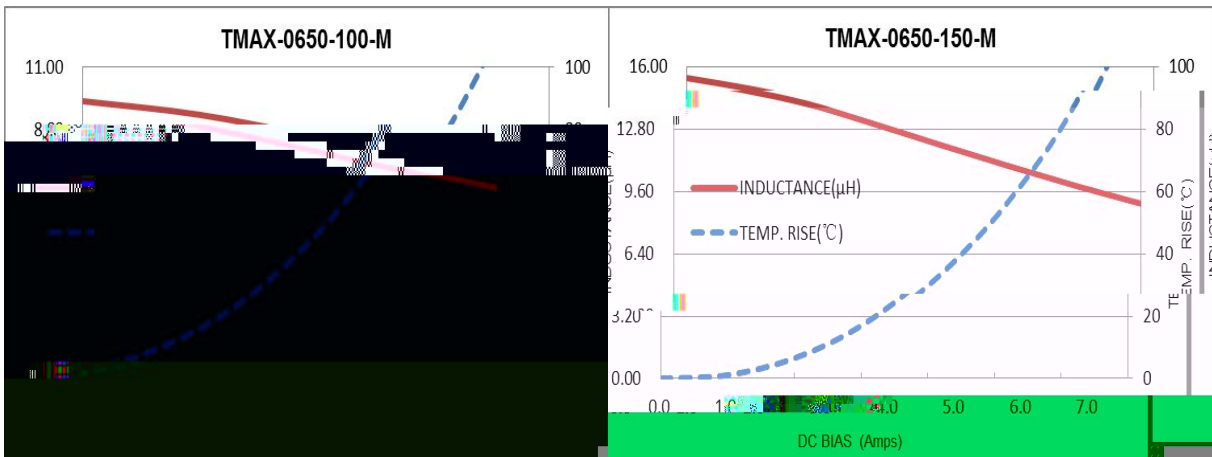
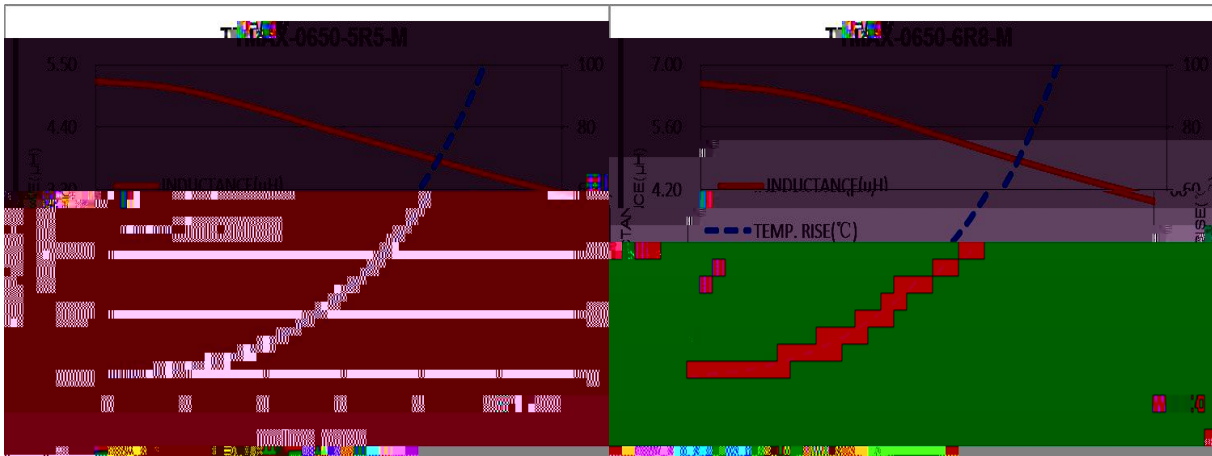
= 20%
1 0=1.0 H



A	
B	
C	
D	
E	
F	



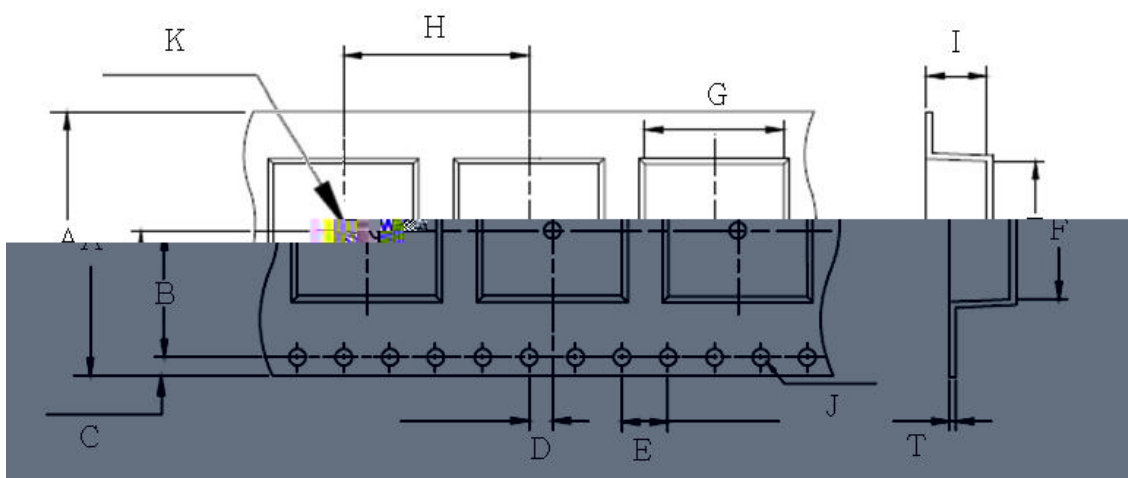
1. A 23 3 C 45% H 70% H .
2. I : 3260B LC , 3265B B C (100 H , 1), E C L- 2516B
DC L .
3. - 55 C + 125 C (+ - .) .
4. I : DC (A) L_0 30 %.
5. I : DC (A) 40 C.
6. (+ .) 125 C
. C , , B ,
- 7.



	<p>1. : 160 ± 10 C 90</p> <p>2. : 245 ± 5 °C 2 ±</p> <p>0.5</p>	95%
	<p>1. : (10H 55H 10H) 60</p> <p>2. : 2 3</p> <p>3.A : 1.5</p>	L/L ₀ ± 5%
	<p>1. : 100 G</p> <p>2.D : 11</p> <p>3.3</p> <p>3</p>	

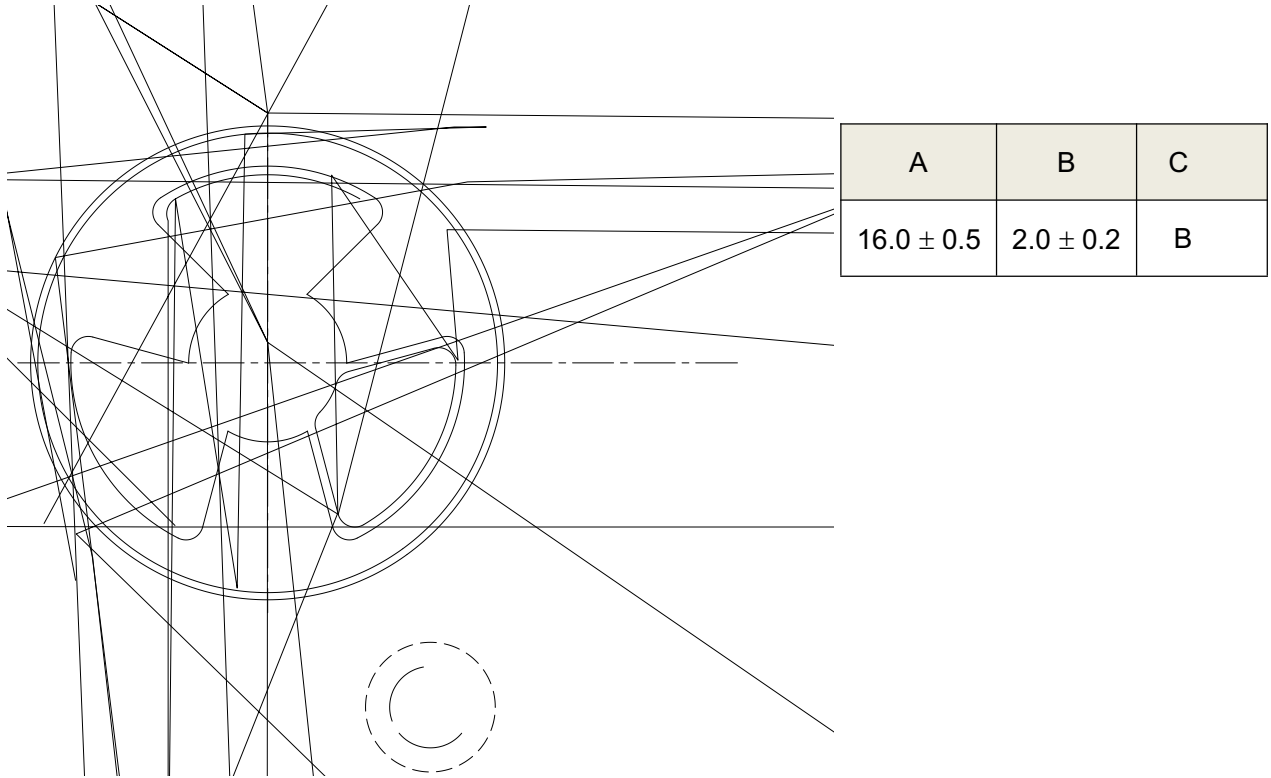
	<p>1. 100 : (-55 ± 2 C, 30 ± 3) → (, 5) → (+125 ± 2 C, 30 ± 3) → (, 5)</p> <p>2. : 48 + 4 / - 0</p>	L/L ₀ ± 5%

H	1.E : 85 ± 2 C 2.A C : 3.D : $1,000 + 4 / - 0$
H	1.E : 60 ± 2 C 2. H : 90 95% 3.D : $1,000 + 4 / - 0$
L	1. : -55 ± 2 C $1,000 + 4 / - 0$
H	1. : $+125 \pm 2$ C $1,000 + 4 / - 0$

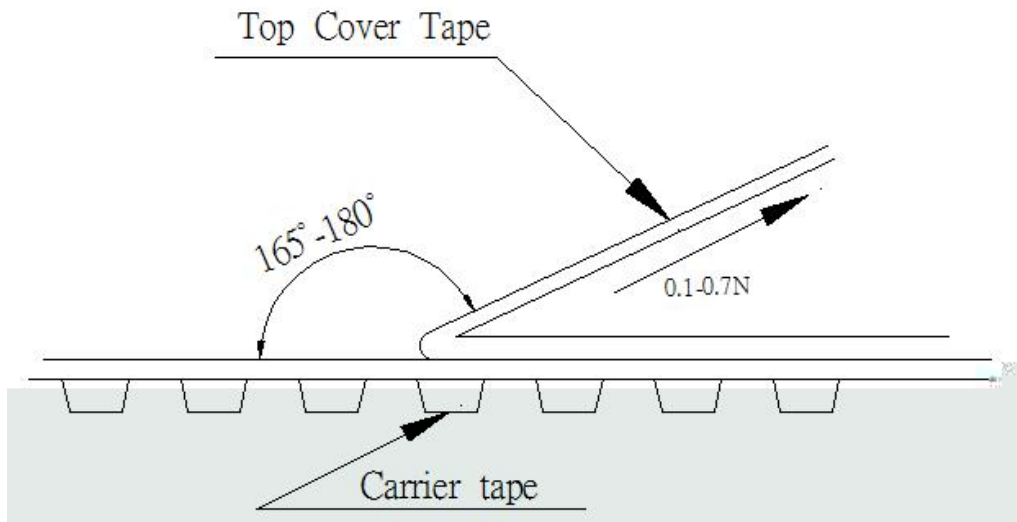


G	F	I		H	A
7.2 ± 0.1	7.5 ± 0.1	5.6 ± 0.1	0.35 ± 0.05	12.0 ± 0.1	16.0 ± 0.3

J	K	D	E	B	C
1.50±0.1	1.50±0.1	2.0±0.1	4.0±0.1	7.5±0.1	1.75±0.1



300 / .
0.1 0.7 .



	<	≥
<2.5	235°C	220°C
≥2.5	220°C	220°C

	<		
<1.6	260°C	260°C	260°C
1.6-2.5	260°C	250°C	245°C
>2.5	250°C	245°C	245°C

	.()	100°C	150°C
	.()	150°C	200°C
	():	60-120	60-120
A	L	3°C/	3°C/
L	(L)	183°C	183°C
	(L)	60-150	60-150
	()*	1	2
()**	5 °C	20	30
	()	**	**
A	- L	6°C/	6°C/
25°C		6	8

* ()

** ()

●

● L

✓

✓ D

✓

✓

✓

✓ C

✓ C

✓

✓

✓

C

➤

:

25 35 C, H

45 75% H

➤

:

✓

: -55 C A

✓

: +125 C

✓

-55 C +125 C

✓ H ,

L.

➤

:

,

➤

: I

(

, .).

➤

A

C

, - - , . ,
/ , , .



.l

➤ D

D



I

➤ D



(, ,) .. DGH ' C ., L .
- .l ,